

Government College Of Arts & Science, Aurangabad (M.S)

Students Satisfaction Survey Report

2020-2021

A Students Satisfaction Survey for the academic year 2020-2021 was conducted online by the IQAC during the lockdown period. The survey was conducted between 10th March and 20th March 2022 through Google forms. The students of undergraduate and post graduate classes gave their responses according to their satisfaction level. A total of 180 students gave their responses to 17 questions pertaining to various facilities offered in the college, out of which 134 responses were from undergraduate students and 46 responses were from post-graduate students. The grading of the responses was from – not satisfied, moderately satisfied, satisfied to highly satisfied.

The question wise responses were as follows:

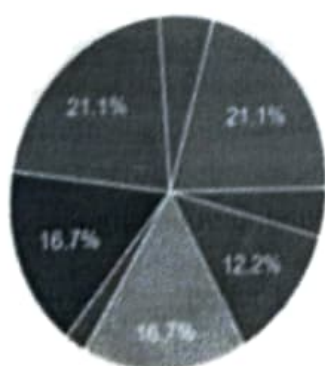
1. In response to the question regarding the courses offered and its suitability to professional needs, 68% were satisfied , 24% were highly satisfied while 8% were moderately satisfied.
2. 51% were highly satisfied with the quality of teachers while 35% were satisfied and 14% were moderately.
3. Most of the students were satisfied with the online teaching method but 48% students preferred offline mode. All of the students were satisfied with the testing and grading method.
4. 52% of students were satisfied with the flexibility of subjects offered in college, 24% were highly satisfied, 16% were moderately satisfied while 8% were not satisfied at all.
5. In response to the question regarding teaching aids and infrastructure available in the college 50% were of the opinion that it was helpful, 31% believed that it was very helpful, 11% found it moderately helpful while 8% did not respond.
6. 47% of the students were satisfied with the teacher mentor in the mentor-mentee scheme, 27% were highly satisfied, 12% were moderately satisfied and 14% were not satisfied,.
7. In the question regarding the cooperation of office staff in official procedure, 28% were highly satisfied , 35% were satisfied, 17% were moderately satisfied while 10% were not satisfied at all. 38% did not respond.
8. 50% were satisfied with the cleanliness of the college while 18% were highly satisfied and 22% were moderately satisfied. And 10% were highly dissatisfied
9. 30% of the students were highly satisfied with NCC, NSS and Career Guidance Centre, 49% were satisfied and 12% were moderately satisfied and while 9% did not respond
10. For the question about safety in college, 43% were satisfied. 20% were very much satisfied, 20% were moderately satisfied and 17% were not satisfied .
11. 62% students were satisfied with the library services, 18% were highly satisfied, 10% were moderately satisfied, 5% were dissatisfied and 3.5% did not respond.

12. With regards to question relating to the level of support received from the teachers in studies and emotional support, 71% students were highly satisfied, 13 % were moderately satisfied and 16% did not respond.
13. 67% were satisfied with the selection of course, 12% were highly satisfied, 10% were moderately satisfied and 11% responded as not applicable.
14. Canteen facility drew mixed response like 48% were satisfied, 20% were highly satisfied, 10% were moderately satisfied while 22% were not satisfied at all.
15. In response to the overall satisfaction regarding the college, 45% were extremely satisfied, 43% were satisfied, 10% were moderately satisfied and 2% were not satisfied at all.

Remarks / Suggestions by the students:

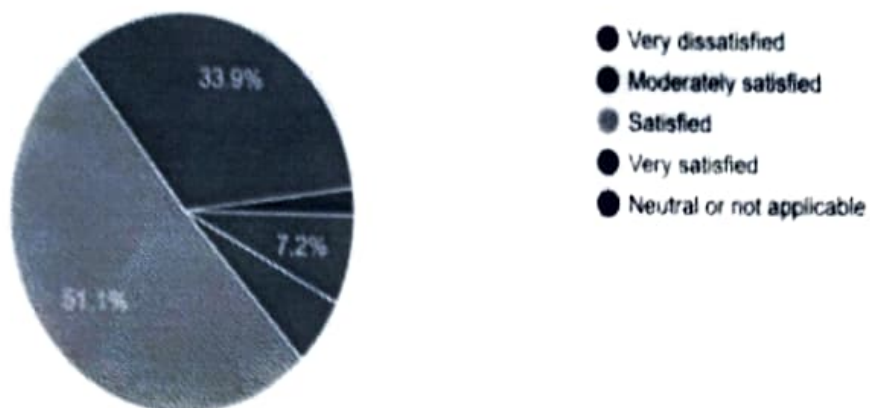
Most of the students are satisfied by the facilities and opportunities provided by the college, but certain suggestions need attention:

- 1) Students want offline classes and Practicals to start soon..
 - 2) Cleanliness should be maintained in the classrooms and college campus..
 - 3) Canteen should offer better facilities and more variety .Cleanliness and hygiene should be given priority in the Canteen.
 - 4) Uniform should be monitored strictly..
 - 5) Quality of Identity card and Library card should be improvrd..
1. Class wise Distribution of surveyed students:

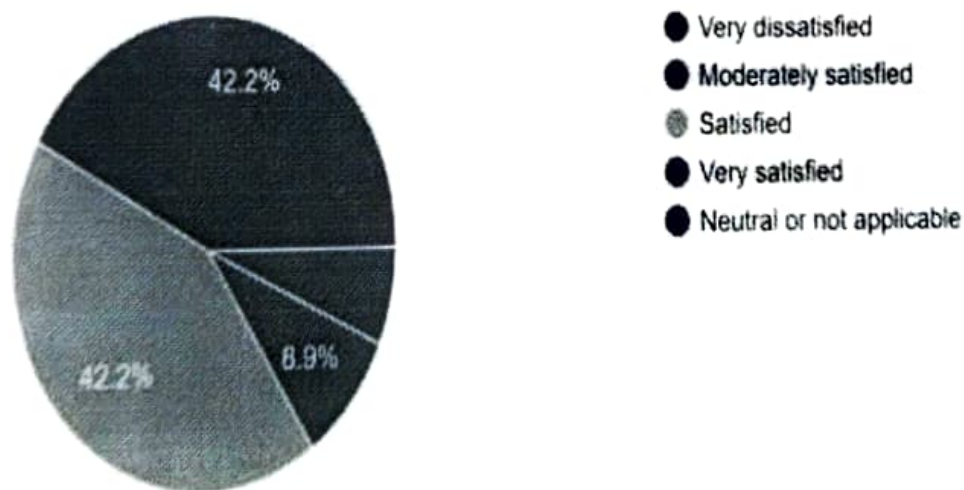


- B.A I
- B.A II
- B.A III
- B.Sc I
- B.Sc II
- B.Sc III
- M.A I
- M.A II

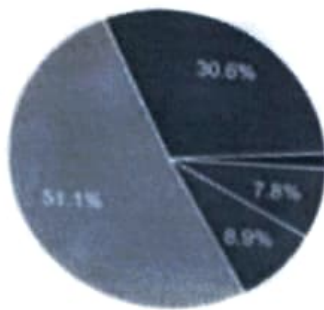
2. Satisfaction level of students regarding courses offered



3. Level of satisfaction regarding the quality of teachers, their preparation, their knowledge of subject and online teaching methods.

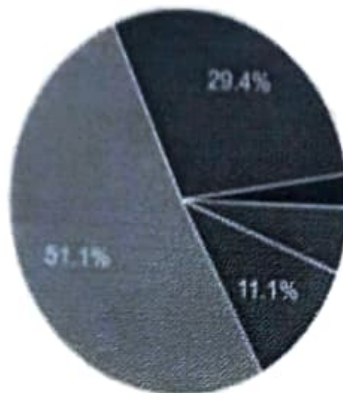


4. Level of satisfaction with overall online teaching learning and evaluation methods in the Pandemic period.



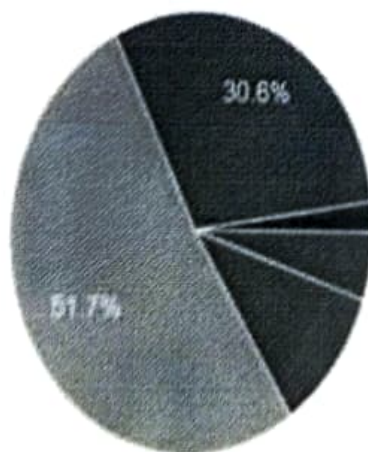
- Very Dissatisfied
- Moderately satisfied
- Satisfied
- Very satisfied
- Neutral or not applicable

5. Flexibility offered in the selection of optional subjects



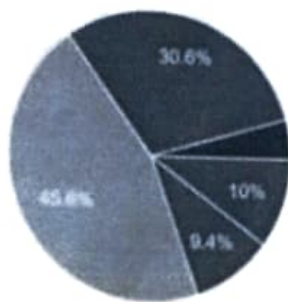
- Very Dissatisfied
- Moderately Satisfied
- Satisfied
- Very satisfied
- Neutral or not applicable

6. Level of satisfaction regarding teaching aids and infrastructure provided



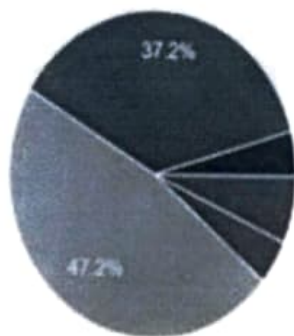
- Very Dissatisfied
- Moderately satisfied
- satisfied
- very satisfied
- Neutral or not applicable

7. Maintenance and Cleanliness of campus




- Very Dissatisfied
- Moderately satisfied
- Satisfied
- Very satisfied
- Neutral or not applicable

8. Are you satisfied with the level of support by teachers in your studies and emotional backing in the pandemic period



- Very Dissatisfied
- Moderately satisfied
- Satisfied
- Very satisfied
- Neutral or not applicable

9. Overall satisfaction regarding this college



- Very Dissatisfied
- Moderately satisfied
- Satisfied
- Very satisfied
- Neutral or not applicable



[Signature]
-- 29.03.22

Principal
Govt. College of Arts & Sci
Aurangabad.