
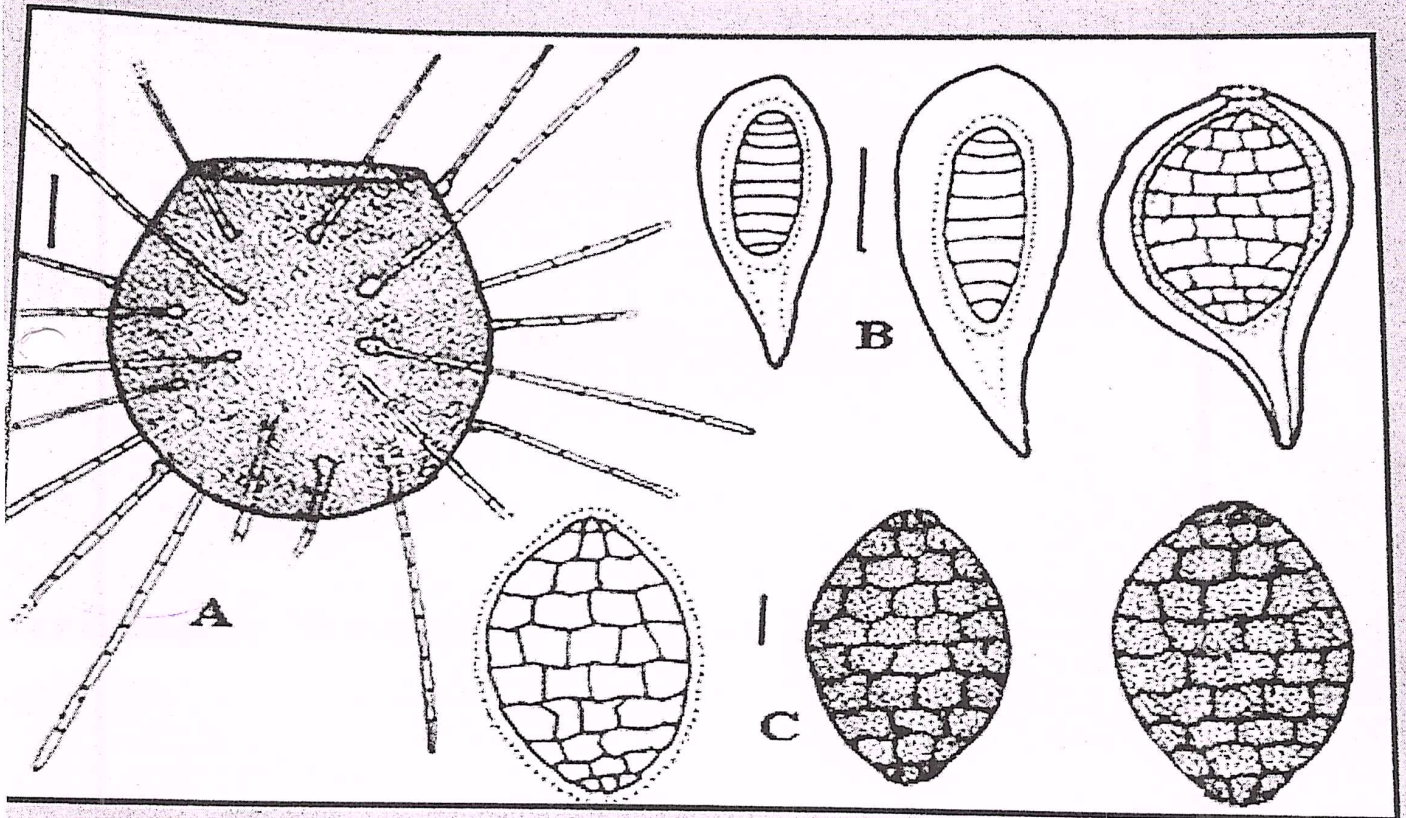


Print ISSN: 0973-1431
Online ISSN: 0976-4755

BIOINFOLET



Chilpang
PRINCIPAL
Govt. College of Arts & Sciences,
Aurangabad

A Quarterly Journal of Life Sciences

NAAS Rating 3.75

Vol. 16

2019

No. 4

SOIL CHARACTERISTICS AND ALGAL DIVERSITY OF CULTIVATED FIELDS

Seema Bodkhe

Department of Botany, Government Arts and Science College, Aurangabad

ABSTRACT

Soil algae are an important group of microorganisms that inhabit all terrestrial ecosystems. The nature of soil microalgae depends on soil physical and chemical characteristics. In the present study soil characteristics and soil algae inhabiting in Groundnut and Soybean fields were determined. Total of 115 species belonging to 46 genera of algae had been observed in these two fields. Cyanophyceae algae showed quite high species diversity. Slightly alkaline pH favoured growth of Cyanophyceae members.

Key Words: Soil Algae, Soil characteristics, Groundnut, Soybean, Cyanophyceae

Introduction

In farmlands, soil algae and cyanobacteria play an important role as they serve as a sources of nitrogen and carbon for other organisms. They produce and secrete polysaccharides, which in turn promote soil aggregation (Goyal, 1997; Zenova *et al.*, 1995). Soil microalgae are responsible for its formation and stability (Metting, 1981). Soil fertility is improved due to organic matter produced by these micro-organisms. The polysaccharides produced by some soil algae increase soil porosity, aggregation, and water-holding capacity (Choudhary *et al.*, 2007). Algae adds nitrogen to soil through biological nitrogen fixation (Goyal, 1997). Zaccan *et al.* (2006) studied algal diversity of various agro-ecosystems such as cultivated corn (*Zea mays* L.) field, a vineyard, a pasture and an abandoned field and found several algal species inhabiting therein. Present study was undertaken to find out and identify soil algal flora and to study physico-chemical parameters of Groundnut and Soybean fields near Nagpur city.

Material and methods

The soil samples were collected from Groundnut and Soybean field situated at

Kalmoshwar, near Nagpur city. Algal samples growing on moist soil surface were collected in sterilized collection bottles and samples were brought to the laboratory for observation and identification. Different algal species were observed under microscope and identified following relevant literature (Prescott, 1952; Desikachary, 1959; Sarode and Kamat, 1984) and preserved in 4.5% formalin for further study.

Result and discussion

In all 115 species, belonging to 46 genera of algae were enumerated from these two fields. Highest number of species belonging to Cyanophyceae (86) were observed, followed by Chlorophyceae (13), Bacillariophyceae (12), Euglenophyceae (3) and Xanthophyceae (1). Highest number of species belonged to the genus *Oscillatoria* (14), *Phormidium* (7), *Nostoc* (7), *Anabaena* (7), *Lyngbya* (6), *Chroococcus* (5), *Scytonema* (4), *Calothrix* (4) were pointed out. The results are presented in Tables 1-4.

Species like *Oscillatoria curviceps*, *Phormidium angustissimum*, *Symploca muralis*, *Nostoc commune*, *N. muscorum*, *Anabaena variabilis*, *Aulosira fertilissima*, *Calothrix marchica*, *Chlorococcum humicola*, *Chlorella vulgaris* and *Navicula anceps*

PRINCIPAL

Govt. College of Arts & Science
Aurangabad

BIOINFOLET

var. linearis were observed from both fields.

In Groundnut fields 59 species were observed, among them 46 were from Cyanophyceae, 6 from Chlorophyceae, 5 from Bacillariophyceae and one each from Xanthophyceae and Euglenophyceae.

In Soybean fields 69 species were identified belonging to Cyanophyceae (48), Chlorophyceae (10), Euglenophyceae (2) and Bacillariophyceae (9). Not a single species from Xanthophyceae was reported from Soybean field.

The physico-chemical characters of the soil samples collected from both fields of Kalmeshwar has been presented in Tables 1 and 2. The nature of soil algal communities depends on soil properties, climatic conditions and vegetation type (Quesada, et al., 1995, 1998).

During rainy season (June to September) soil surface at some places showed dark green to dark brown patches. Dark coloured soil crusts were dominated by filamentous blue green algae, wherein maximum cyanophyceae members were observed (Tables 3 and 4). Among them *Oscillatoria tenuis* and *Scytonema hofmanni* were dominant (Deb, et al. 2013).

Soil pH is an important factor in determining composition of algal communities. Cyanobacteria are unable to survive in acidic conditions (Brock, 1973), while abundant and diverse green algae have been recorded in acid soils (Lukesova and Hoffmann, 1995). However, during present study, neutral conditions supported growth of algal communities from all taxonomic groups. It is believed that, Cyanophycean algae represent main component of terrestrial micro-algal vegetation in tropical regions, whereas Chlorophyceae are the dominant forms in temperate regions (Fritsch, 1907; John, 1988). Furthermore, algal cover and species richness is positively and significantly ($p < 0.01$) correlated with soil pH, amounts of silt and clay, concentrations of HCO_3^- , Cl^- , SO_4^{2-} , Mg , soil organic carbon and N content (Li, et al. 2003).

During present study only thirteen chlorophycean species were recorded. Lukesova and Hoffmann (1995), recorded

abundant and diverse green algae in acidic soils, while Lund (1945) reported that diatoms are absent in acidic soils. During present study, as many as, 12 Bacillariophycean species were observed.

It can thus be concluded that many algal species constitute soil flora, and the algal forms present in that flora depends on several factors like location, weather and physico-chemical characters of the soil. The soils of Maharashtra are slightly alkaline, and therefore exhibit different type of algal vegetation.

References

- Brock, T.D., (1973). *Science* **179**:480.
- Choudhary, K.K., Singh, S.S., Mishra, A.K (2007) "Nitrogen fixing cyanobacteria and their potential applications". In "Advances in Applied Phycology". Ed. Gupta, R.K. and Pandey, V.D. Daya Publishing House, New Delhi, pp 142 - 154.
- Deb Shoubhonik, Bhaswati Sarma, Jayashree Rout and Mahuya Sengupta. (2013) *Phykos* **43** (1):56
- Desikachary, T. V. (1959). "Cyanophyta". ICAR, New Delhi, pp 686
- Fritsch, F. (1907). *Annals of Botany* **21**: 235.
- Goyal, S.K., (1997). *Phykos* **36**:1.
- John, D. M. (1988). *Biodeterioration Abstracts* **2**: 81.
- Li, Xinrong, H-Y Zhou, X-P Wang, Y-G. Zhu, P J O'Conner. (2003). *Plant and Soil* **251**(2):237
- Lukešová, A. and Hoffmann, L. (1995). *Algological Stud.*; **78**(2):39.
- Lund, J.W.G., (1945) *New Phytol.* **44**, 190.
- Metting, B. (1981). *Bot Rev* **47**:195
- Prescott, G.W. (1952). "Ottokoeltz". Sci Publisher West Germany, pp.977.
- Quesada A, Sánchez-Maeso E, Fernández-Valiente, E. (1995): *Spain Commun Soil Sci Plant Anal*, **26**:1.
- Quesada A, Nieva M, Leganés F, Ucha A, Martín M, Prosperi C, Fernández-Valiente E: (1998). *Microbial Ecol*, **35**:147.
- Sarode, P.T. and Kamat, N.D. (1984).



"Freshwater Diatoms of Maharashtra",
Saikrupa Prakashan, Aurangabad
pp.1-338..

Zancan S, Trevisan R, Paoletti M.G.(2006)
.Agricult Ecosyst Environ, **112:1**
Zenova, G.M., Shtina, E.A., Dedysh, S.N.,
Glagoleva, O.B., Likhacheva, A.A. and
Gracheva, T.A., (1995). *Mikrobiologiya*
64:121.

**Table 1. Physical Analysis of soil from
Groundnut and Soybean fields**

Sr.	Physical parameter		Groundnut field	Soybean field
1	Mechanical composition	Coarse sand%	15.10	17.70
2		Fine sand%	16.58	12.47
3		Silt %	22.50	25.00
4		Clay %	36.50	36.50
5	Air Dry Moisture		8.69	8.50
6	Max. Water Holding Capacity %		21.72	19.93
7	Apparent Density		1.56	1.55
8	Absolute Specific Gravity		1.93	1.85
9	Pore Space %		36.82	32.61
10	Volume Expansion%		13.71	13.73

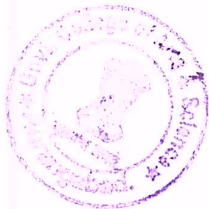
**Table 2. Chemical composition of soil from
Groundnut and Soybean fields**

Sr.no.	Chemical parameter	Groundnut field	Soybean field
1	Soil pH	8.3	8.4
2	CaCO ₃	5.25	7.25
3	EC	0.14	0.14
4	Organic matter	0.620	0.717
5	Total Carbon%	0.36	0.41
6	Total Nitrogen%	0.036	0.041
7	P ₂ O ₅ Kg/ha	25.0	46.4
8	K ₂ O Kg/ha	276.0	308.0
9	Exchangeable Na per 100gm	1.629	1.656
10	Ca meq	30	23.75
11	Mg meq	3.75	6.50

**Table.3 : Summary of the total species of
soil algae**

Group	Groundnut field	Soybean field
Cyanophyceae	46(23)	48(21)
Chlorophyceae	6(5)	10(10)
Bacillariophyceae	5(4)	9(7)
Xanthophyceae	1(1)	-
Euglenophyceae	1(1)	2(2)
Total	59	69

(Values in parenthesis indicate number of genera)



(Signature)

PRINCIPAL
Govt. College of Arts & Science
Aurangabad

Table. 4. Distribution of Soil algae in Groundnut and soybean field

Sr. No.	Algal taxa	Groundnut field	Soybean field
Cyanophyceae			
1.	<i>Microcystis elabens</i>	+	
2.	<i>Chroococcus gomontii</i>	+	
3.	<i>Chroococcus indicus</i>		+
4.	<i>Chroococcus minor</i>		+
5.	<i>Chroococcus minutes</i>		+
6.	<i>Chroococcus texas</i>		+
7.	<i>Gloeocapsa decorticans</i>	+	
8.	<i>Gloeocapsa pleurocapsoides</i>		+
9.	<i>G. polydermatica</i>	+	
10.	<i>Gloeotheca membranacea</i>		+
11.	<i>Gloeotheca rupestris</i>	+	
12.	<i>Aphanocapsa banaresensis</i>		+
13.	<i>Aphanocapsa biformis</i>	+	
14.	<i>Aphanothece nidulans</i>		+
15.	<i>Aphanothece naegelii</i>	+	
16.	<i>Synechococcus aeruginosus</i>	+	
17.	<i>S. cedrorum</i>	+	
18.	<i>Merismopedia glauca</i>	+	
19.	<i>Chloroglea fritschii</i>	+	
20.	<i>Chloroglea microcystiodes</i>		+
21.	<i>Chroococciopsis mysorensis</i>		+
22.	<i>Oscillatoria acuta</i>	+	
23.	<i>O. amphibian</i>		+
24.	<i>O. animalis</i>	+	
25.	<i>O. amoena</i>	+	
26.	<i>O. curviceps</i>	+	+
27.	<i>O. geitleriana</i>		+
28.	<i>O. jasorvensis</i>	+	
29.	<i>O. limosa</i>		+
30.	<i>O. princeps</i>		+
31.	<i>O. salina</i>	+	
32.	<i>O. schultzei</i>		+
33.	<i>O. subbrevis</i>	+	
34.	<i>O. subbrevis f. crassa</i>		+
35.	<i>O. vizagapatensis</i>		+
36.	<i>Phormidium africanum</i>		+
37.	<i>Phormidium angustissimum</i>	+	+
38.	<i>P. ambiguum</i>		+
39.	<i>P. corium</i>		+
40.	<i>P. bohneri</i>	+	
41.	<i>P. papyraceum</i>	+	
42.	<i>p. uncinatum</i>	+	
43.	<i>Lyngbya aestuarii var. tenuis</i>		+
44.	<i>L. allorgei</i>	+	
45.	<i>L. ceylanica</i>		+
46.	<i>L. digueti</i>		+
47.	<i>L. martensiana</i>	+	
48.	<i>L. palmarum</i>	+	
49.	<i>Symploca muralis</i>	+	+
50.	<i>Microcoleus acutissima</i>		+
51.	<i>Microcoleus chthonoplastes</i>	+	
52.	<i>Anabaenopsis circularis</i>	+	
53.	<i>Cylindrospermum indicum</i>	+	
54.	<i>Cylindrospermum licheniformis</i>		+
56.	<i>C. muscicola var. longispora</i>		+
55.	<i>Nostoc calcicola</i>	+	



Chulpa

PRINCIPAL
Govt. College of Arts & Science
Aurangabad

56	<i>C. muscicola</i> var. <i>longispora</i>		+
55	<i>Nostoc calcicola</i>	+	
57	<i>N. commune</i>	+	+
58	<i>N. ellipso sporum</i>	+	
59	<i>N. entophytum</i>		+
60	<i>N. linckia</i>		+
61	<i>N. muscorum</i>	+	+
62	<i>N. piscinale</i>		+
63	<i>N. punctiformis</i>		+
64	<i>Anabeana anomala</i>	+	
65	<i>A. doliolum</i>		+
66	<i>A. fertilissima</i>		+
67	<i>A. iyengarii</i> var. <i>tenuis</i>	+	
68	<i>A. oscillarioides</i> var. <i>angustus</i>		+
69	<i>A. variabilis</i>	+	+
70	<i>A. laxa</i>	+	
71	<i>Aulosira fertilissima</i>	+	+
72	<i>A. pseudoramosa</i>	+	
73	<i>Plectonema notatum</i>		+
74	<i>Plectonema hansgirgi</i>	+	
75	<i>Camptylonemopsis iyengarii</i>		+
76	<i>Scytonema fremyii</i>		+
77	<i>Scytonema javanicum</i>	+	
78	<i>S. ocellatum</i> var. <i>purpureum</i>		+
79	<i>S. schmidtii</i>	+	
80	<i>Microchaete calothrichoides</i>		+
81	<i>M. uberrima</i>		+
82	<i>Calothrix braunii</i>		+
83	<i>Calothrix epiphytica</i>	+	
84	<i>C. marchica</i>	+	+
85	<i>C. membranacea</i>	+	
86	<i>Westiellopsis prolifica</i>	+	

Chlorophyceae			
1	<i>Chlamydomonas globosa</i>		+
2	<i>C. muscicola</i>	+	
3	<i>Carteriaklebsii</i>		+
4	<i>Chlorococcum humicolo</i>	+	+
5	<i>C. vitiosum</i>	+	
6	<i>Chlorella vulgaris</i>	+	+
7	<i>Tetradron muticum</i>		+
8	<i>Scenedesmus bijugatis</i>	+	+
9	<i>Protococcus viridis</i>		+
10	<i>Oedogonium globosum</i>		+
11	<i>Spirogyra maxima</i>	+	
12	<i>S. prolifica</i>		+
13	<i>Cosmarium granatum</i>		+
Xanthophyceae			
1	<i>Vaucheria amphibian</i>	+	
Euglenophyceae			
1	<i>Euglena acus</i> var. <i>hyalina</i>		+
2	<i>E. gracilis</i>	+	
3	<i>Phacus caudatus</i>		+
Bacillariophyceae			
1	<i>Cyclotella operculata</i>	+	+
2	<i>Fragillaria brevistriata</i> f. <i>elongata</i>	+	
3	<i>Synedra affinis</i>		+
4	<i>Navicula anceps</i> var. <i>linearis</i>	+	+
5	<i>N. clavata</i>		+
6	<i>Nitzschia palea</i>	+	
7	<i>N. dissipata</i>	+	
8	<i>N. mutica</i>		+
9	<i>Hantzschia amphioxys</i>		+
10	<i>Gomphonema gracile</i>		+
11	<i>Nitzschia gracilis</i>		+
12	<i>N. intermedia</i>		+



Chilpa

PRINCIPAL
Govt. College of Arts & Science
Aurangabad